



5
YEAR

SATISFACTION
GUARANTEE

model
CYL050

WHOLE ROOM AIR PURIFIER
OWNER'S GUIDE

READ AND SAVE
THESE INSTRUCTIONS

vornado.com


we expect
this product
to be **PERFECT**

if it's not
WE will make
it right.

vornado.com
800.234.0604
help@vornado.com

CONTENTS

Important Safety Instructions	4	Leg Installation	10
Product Information	6	Filter Replacement.....	11
True HEPA Filtration.....	7	Cleaning and Maintenance	12
Automatic Filter Refill Program	7	Troubleshooting	13
Control Panel	8	Warranty.....	14
How to Use	9		
User Tips	10		



READ AND SAVE THESE INSTRUCTIONS

IMPORTANT SAFETY INSTRUCTIONS

This owner's guide and any additional inserts are considered part of the product. They contain important information about safety, use and disposal. Before using the product, please familiarize yourself with all operating and safety instructions. Please keep all documents for future reference and pass these documents on, together with the product, to any future owner. See our website to view, download and print the most current version of this owner's guide.

INTENDED USE: This product is intended to purify the air in indoor living spaces only in the United States and Canada. This product is not intended for commercial or industrial use. The manufacturer assumes no responsibility for damage or injury due to unauthorized use or product modification. Failure to follow these directions will void the product warranty.

WARNING: Risk to Children and Impaired Persons

- Supervision is required during the installation, operation, cleaning and maintenance of this product by children under age 12 and anyone with reduced physical, sensory or mental capabilities. Children should be supervised to ensure that they do not play with the appliance, its parts and packaging material.

INSTALLATION WARNING—To reduce risk of fire, electrical shock and injury to persons, observe the following:

- Place this product away from curtains, draperies, tablecloths and other fabrics, since they may be drawn into the product, damage the motor and/or cause a fire.
- No part of this product (the appliance, power cord, plug, packaging, etc.) should be placed near furnaces, fireplaces, stoves or other high temperature heat sources. Do not use this product in a window, on

an uneven or unstable surface, or near water.

- The appliance, power supply, power cord and plug cannot come into contact with water. Do not use this product on wet surfaces. Do not use this product in a bathtub or shower or position product where it may fall into a bathtub, laundry, swimming pool or other water container. Do not use this product outdoors or expose it to weather or elements.
- Do not run cord under carpeting. Do not cover cord with throw rugs, runners, or similar coverings. Do not route under furniture or appliances. Arrange cord away from traffic area and where it will not be tripped over.
- The cord should not hang over edges of counters or be placed where it can be crimped or closed in doors. Place appliance near an easily accessible outlet so the product can be unplugged quickly during an emergency.

SAFE USE WARNING—To reduce risk of fire, electrical shock and injury to persons, observe the following:

- **WARNING:** To reduce likelihood of circuit overload, fire and electric shock, do not operate with a solid state speed device, such as a dimmer control switch.
- Do not operate unit if the unit has been dropped or damaged. Do not use this product if it has a damaged power cord or plug. To avoid risk of electrical shock, do not attempt to repair or replace parts. Only original replacement parts may be used. If the power cord is damaged, it must be replaced by the manufacturer, its service agent, or similarly qualified persons in order to avoid a hazard. Contact Vornado Consumer Service at 1-800-234-0604 (phone) or consumerservice@vornado.com (email) for further instructions about replacement and repair.
- Risk of fire. Your appliance may be equipped with a detachable power supply or a cord/plug with a safety device such as a fuse. Use only the power cord and plug provided.
- Before plugging power cord into electrical outlet, be sure that

all electrical information on the rating label, including voltage, is compatible with your outlet's power supply.

- Never use the cord as a handle or otherwise yank, strain or stretch the power cord.
- While the product is plugged in, do not insert or allow foreign objects to enter any input or output opening as this may cause risk of electric shock or fire, or damage the product.
- A loose fit between wall outlet (receptacle) and plug may cause overheating and distortion of the plug. Discontinue use of the product in this outlet. Contact a qualified electrician to replace loose or worn outlets.
- This appliance has a polarized plug (one blade is wider than the other.) To reduce the risk of electrical shock, this plug is intended to fit in a polarized outlet only one way. If the plug does not fit fully in the outlet, reverse the plug. If it still does not fit, contact a qualified electrician. Do not attempt to defeat this safety feature.
- Before moving, repositioning, servicing, cleaning and when not in use, use the product controls to turn off the power and then unplug. To disconnect from outlet, grasp and pull only the plug. Also, power off and unplug if the product will be left unattended for an extended period of time or during electrical storms.

SERVICING WARNING—To reduce risk of fire, electrical shock and injury to persons, observe the following:

- Clean your product regularly, only as is instructed in this manual. Prior to cleaning, turn off the power on your product and unplug. Do not use gasoline, thinners, solvents, ammonias or other chemicals for cleaning. Refer to the CLEANING instructions provided.
- Do not open appliance housing while product is plugged in. To avoid risk of shock, all service and/or repairs must be done by a Vornado Authorized Service Center.

SAVE THESE INSTRUCTIONS

FCC Consumer Advisement

This device complies with Part 15 of the FCC Rules. Operation is subject to the following two conditions: this device may not cause harmful interference, and this device must accept any interference received, including interference that may cause undesired operation.

NOTE: This equipment has been tested and found to comply with the limits for a Class B digital device, pursuant to part 15 of the FCC Rules. These limits are designed to provide reasonable protection against harmful interference in a residential installation. This equipment generates, uses and can radiate radio frequency energy and, if not installed and used in accordance with the instructions, may cause harmful interference to radio communications. However, there is no guarantee that interference will not occur in a particular installation. If this equipment does cause harmful interference to radio or television reception, which can be determined by turning the equipment off and on, the user is encouraged to try to correct the interference by one or more of the following measures:

- Reorient or relocate the receiving antenna.
- Increase the separation between the equipment and receiver.
- Connect the equipment into an outlet on a circuit different from that to which the receiver is connected.
- Contact Vornado Consumer Service or dealer or an experienced radio/TV technician for help.

DISPOSAL WARNING

To reduce waste and environmental harm, observe the following:



PACKAGE RECYCLING: The packaging protects the appliance from transport damage. The packaging materials are selected from the point of view of their environmental friendliness and disposal technology and are therefore recyclable. Dispose of all packaging materials in an environmentally responsible manner.

PRODUCT INFORMATION

- ① CONTROL PANEL
- ② OUTLET GRILL
- ③ LEGS (4)
- ④ POWER CORD
- ⑤ FILTER FRAME
- ⑥ FILTER FRAME SUPPORT TABS (3)
- ⑦ 3-IN-1 FILTER CARTRIDGE
Hepa, Carbon, Prefilter



TRUE HEPA FILTRATION



VORNADO WHOLE ROOM AIR PURIFIERS FEATURE PRECISION TRUE HEPA CALIBRATION

Without properly calibrated airflow, products with a True HEPA Filter will not achieve their full filtration potential. Gaps, poorly sealed filter housings, and excessive air velocity all reduce the effectiveness of the product. Independent

testing laboratory verifies that the precise calibration of a Vornado Air Purifier allows it to perform at True HEPA standards.

3-IN-1 FILTRATION

Carbon filtration captures odors and prolongs HEPA filter life. The use of carbon enables the filter to absorb more household odors and harmful gases than a traditional carbon filter. HEPA filtration captures 99.97% of particles 0.3 microns or larger, to effectively clean large volumes of air. The Pre-filter removes larger particles such as hair, pet dander, and mold spores.

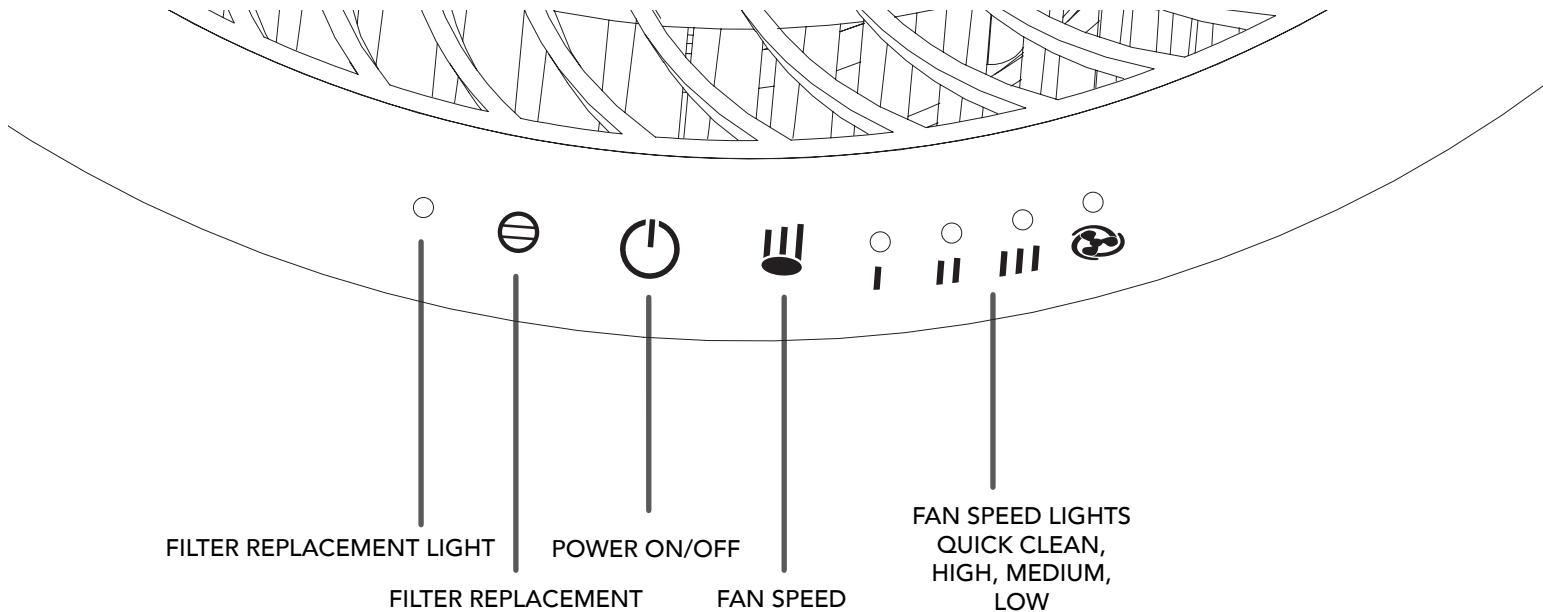
AUTOMATIC FILTER REFILL PROGRAM

A convenient and hassle-free way to receive regular shipments of Vornado Filters, direct to your door. Eliminate the hassle of remembering to reorder. Maintain the high efficiency of your Vornado Purifier by regularly replacing used Filters with fresh new ones. How it works: You select a plan and Vornado will send replacement Filters at the recommended maintenance interval. To sign up, visit vornado.com, email consumerservice@vornado.com or call 1-800-234-0604. Cancel at anytime.



Part # **MD1-0039**

CONTROL PANEL



HOW TO USE

POWER

Function ON and OFF by pressing the Power Button.

FAN SPEED

4 fan speed settings to meet any need. Select Quick Clean, High, Medium or Low by pressing the Fan Speed button.

QUICK CLEAN

The Quick Clean filtration setting can be used to rapidly filter the air when airborne particle levels are high. In Quick Clean Mode, you will immediately notice a dramatic increase in airflow that will allow the unit to provide maximum filtration. Due to increased sound levels, use of this mode is recommended only as conditions require.

Note: Dust and allergens are most airborne when persons and pets are active in the room. For best results, set the unit on Quick Clean during these times for high demand cleaning and circulation. Set the unit to a lower setting for quieter operation when activity is reduced.

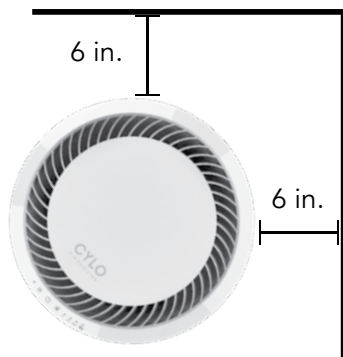
FILTER REPLACEMENT

Equipped with Filter Replacement indicator light to show when it is recommended to change the filter. Please refer to FILTER REPLACEMENT for instructions. This feature is controlled by time of use. The light will illuminate after 4,500 hours of run time has accumulated.

Note: User environments will differ. The filter replacement time is based on average use situations. If you are using the air cleaner in a more demanding environment, you may need to change your filter more frequently. In less polluted environments the filter life may extend beyond the notification.

USER TIPS

1. Keep retail carton to store unit when not in use.
2. For best results, position the front of the unit (side with logo) towards the center of the room, leaving at least a 6 inch distance away from walls or furniture on every side.



Note: For optimum airflow, air outlet should be unobstructed. Ensure curtains and other items are far enough away from the unit to not be pulled into the side inlets or interfere with airflow.

LEG INSTALLATION

You will need to install the 4 legs onto your Air Purifier before use.

Note: DO NOT turn on unit without first installing the legs. Air is being pulled in from underneath the unit. The motor could be damaged if proper airflow is not given by installing the legs.

1. Turn unit upside down.
2. Line leg up with holes on bottom of unit.



3. Push leg firmly into unit until it snaps into place.
4. Install all 4 legs before turning unit right-side up.

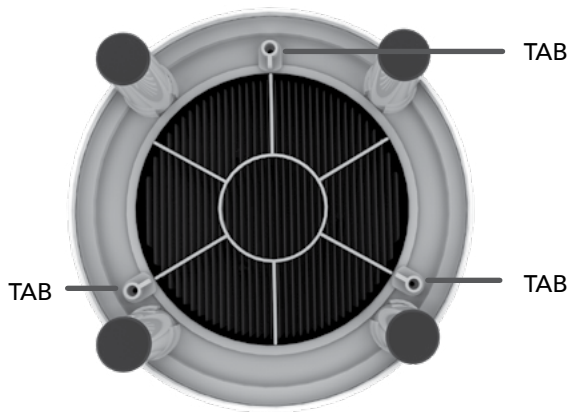
FILTER REPLACEMENT

GENUINE VORNADO FILTERS ARE RECOMMENDED

Peak performance is only realized when genuine Vornado Carbon and HEPA filters are used. Others may claim to be compatible with Vornado units, but the Vornado Air Purifier is calibrated to achieve a 99.97% capture rate of particles 0.3 microns or larger, only when used with Vornado Filters.

HOW TO REPLACE YOUR FILTERS

1. Turn off and unplug unit.
2. Turn over the unit and remove the Filter Frame by twisting the Filter Frame Support Tabs to the open position.



3. Remove and discard used Filters. Simply take hold of the Pre-Filter at any place along the perimeter and remove. To remove the Filter Cartridge, pull upward on side tabs until filter is removed.

Note: Clean any remaining dust or hair inside the unit by using a vacuum hose. Do Not use water or liquids to clean the unit.

4. Replace with genuine Vornado Filters. Place the Filter Cartridge in the unit and gently press around the perimeter to ensure placement. Carbon side of cartridge will go into the unit first so tabs on Hepa are facing up. Place Pre-Filter on top of Hepa.

5. Place Filter Frame on top of Carbon and twist Filter Frame Support tabs into the locking position.

6. Turn unit right-side up.

7. To reset the Filter Replacement Indicator, press and hold  for approximately 3 seconds until Filter Replacement light has turned off.

Note: Do not operate the Air Purifier without a Vornado 3-in-1 Filter Cartridge.

CLEANING AND MAINTENANCE

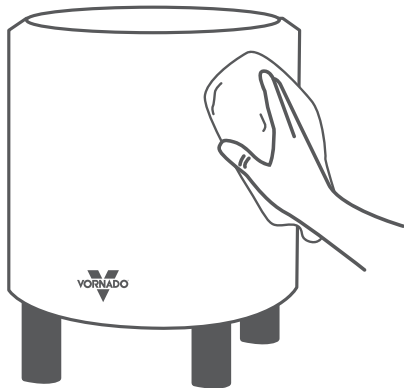
HOW TO CLEAN

Because large volumes of air pass through your Vornado Air Purifier each day, it will need regular cleaning.

1. Turn unit off and unplug before cleaning.

Note: Do not use gasoline, thinners, solvents or other chemicals for cleaning.

2. Wipe down with a soft, damp cloth.
3. Dust or vacuum the top air outlet. It is recommended to clean the interior when the Filters are changed.



OTHER MAINTENANCE

The motor is permanently lubricated so it needs no service. No other serviceable parts, other than Filters, are contained within the unit.

STORAGE

Follow the steps listed below when you are ready to store your unit.

1. Unplug power cord and bundle loosely.
2. Cover, or place back in retail carton if available. This will prevent the unit from accumulating dust overtime.
4. Store unit in a cool and dry location.

TROUBLESHOOTING

PROBLEM

POSSIBLE CAUSE AND SOLUTION

Unit fails to power on.

Unit is not plugged in. Plug power cord into electrical outlet.

Household circuit breaker / ground fault interrupter has tripped or blown a fuse. Reset circuit breaker / ground fault interrupter, or replace fuse. For assistance, contact a licensed electrician.

Unit is damaged or in need of repair. Cease usage and unplug. Contact Consumer Service for assistance.

Airflow is weak or slow.

Unit set to a low speed setting. Adjust to a higher speed setting.

Debris build-up on filter. Check and replace Filters.

Airflow is blocked. Remove obstruction.



WARRANTY

We expect this product to be perfect. If you're not satisfied with this product, let us know.

We're Here To Help
800.234.0604
vornado.com
help@vornado.com

Vornado Air LLC ("Vornado") warrants to the original consumer or purchaser this Vornado® Whole Room Air Purifier ("Product") is free from defects in material or workmanship for a period of five (5) years from the date of purchase. If any such defect is discovered within the warranty period, Vornado, at its discretion, will repair or replace the Product at no cost.

For warranty or repair service:

Call 1-800-234-0604 or email help@vornado.com to obtain a Return Authorization ("RA") form. Please have or include your Product's model number and serial number, as well as your name, address, city, state, zip code and phone number when contacting Vornado for warranty service.

After receiving the RA form, ship your Product to:

Vornado Air LLC Attn: Warranty & Repair 415 East 13th Street Andover, KS 67002. For your convenience, please have your model number and serial number when contacting Vornado with service inquiries. To assure proper handling, packages must be clearly marked with the RA number. Packages not clearly marked with the RA number may be refused at the receiving dock. Please allow 1-2 weeks for repair and return of your Product after the Product is received.

Repairs not covered by the warranty or outside the warranty period will require a fee to cover the cost of materials, labor, handling and shipping. This warranty does not apply to defects resulting from abuse of the Product, modification, alteration, repair or service of the Product by anyone other than Vornado, mishandling, improper maintenance, commer-

cial use of the Product, damages which occur in shipment or are attributed to acts of God. REPAIR OR REPLACEMENT AS PROVIDED UNDER THIS WARRANTY IS THE EXCLUSIVE REMEDY OF THE CONSUMER. VORNADO SHALL NOT BE LIABLE FOR ANY INCIDENTAL OR CONSEQUENTIAL DAMAGES FOR BREACH OF ANY EXPRESS OR IMPLIED WARRANTY ON THIS PRODUCT. EXCEPT TO THE EXTENT PROHIBITED BY APPLICABLE LAW, ANY IMPLIED WARRANTY OF MERCHANTABILITY OR FITNESS FOR A PARTICULAR PURPOSE ON THIS PRODUCT IS LIMITED IN DURATION TO THE DURATION OF THIS WARRANTY. Some states do not allow the exclusion or limitation of incidental or consequential damages, or allow limitations on how long an implied warranty lasts, so the above limitations or exclusions may not apply to you. This warranty gives you specific legal rights, and you may have other rights that vary from state to state.

All company names and product names are trademarks of their respective owners. © All rights reserved. All technical information, data, and instructions for the installation, connection, and operation contained in these instructions for use correspond to the latest available information at time of printing. The contents of this manual may differ slightly from the actual product. Observe any additional supplements.

The manufacturer assumes no responsibility for damage caused by failure to follow these instructions or improper product use. Any such actions will invalidate the product warranty.

Any unauthorized product modification, repair by unauthorized repair center, or use of non-approved replacement parts is not recommended and any consequences will not be covered by support services or product warranties.



Designed, engineered and supported in Andover, KS

© 2019 Vornado Air LLC Andover, KS 67002 U.S. Patent Pending. Specifications subject to change without notice. Vornado® is a trademark owned by Vornado Air LLC.



Vornado Air, LLC
415 East 13th Street, Andover, Kansas 67002
800.234.0604 | vornado.com